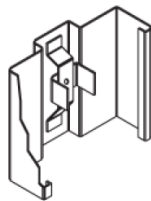
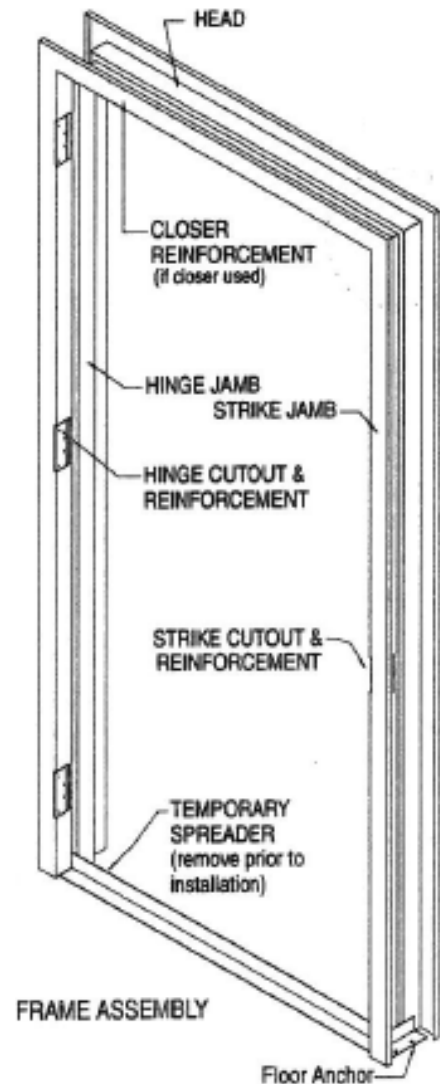




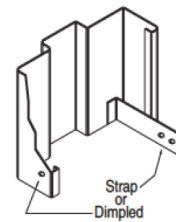
DF Series Drywall Hollow Metal Frame

Features

- ∞ 16 or 14 gauge steel
- ∞ Three sided door frames, borrowed lites, side lites, or transom frames
- ∞ Double rabbet (Equal or unequal), single rabbet, or cased open
- ∞ A40 or A60 galvanized
- ∞ Painted with rust inhibiting primer
- ∞ Up to 3 hour UL fire label
- ∞ Hardware reinforcements:
 - 7 gauge hinge reinforcement
 - 12 gauge closer reinforcement
 - 12 gauge surface hardware reinforcement
- ∞ Build to all published hardware locations
- ∞ Use of compression anchors



COMPRESSION ANCHOR
FOR SLIP-ON DRYWALL FRAMES



FLOOR ANCHOR
FOR SLIP-ON DRYWALL FRAMES

Typical Frame Sections