

Commercial Door Manufacturing, Inc.

2914 Girard NE, Albuquerque, NM 87107

CommercialDoorMfg.com





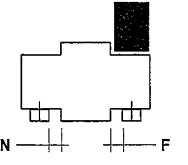

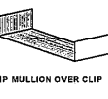


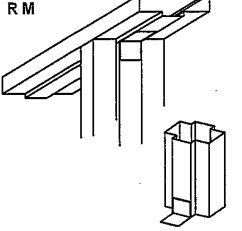
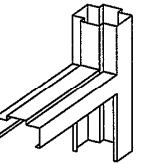
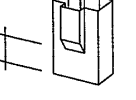
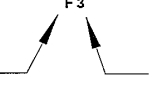
505-881-1034

(fax) 505-884-1484

Anchors

JOB NO:

"FS" ANCHOR SHEET

1 EA JAMB ANCHORS SAME AS #	2  METAL STUD	4  2X4 WOOD STUD	6  2X6 WOOD STUD	8  PUNCH & DIMPLE 3/8" BOLT B.O.	FRAME SPECIFICATIONS <table border="1" style="width:100%; border-collapse: collapse;"> <thead> <tr> <th>GA.</th> <th>ITEM</th> </tr> </thead> <tbody> <tr> <td>18</td> <td>EXTERIOR FRAMES</td> </tr> <tr> <td>18</td> <td>INTERIOR FRAMES</td> </tr> <tr> <td>14</td> <td>FLOOR ANCHORS</td> </tr> <tr> <td>16</td> <td>WALL ANCHORS</td> </tr> <tr> <td>14</td> <td>STRIKE REINFORCEMENT</td> </tr> <tr> <td>3/16"</td> <td>HINGE REINFORCEMENT</td> </tr> <tr> <td>12</td> <td>MORTISED CLOSER AND HOLDER REINFORCEMENT</td> </tr> <tr> <td>12</td> <td>SURFACE HARDWARE REINFORCEMENT</td> </tr> </tbody> </table>	GA.	ITEM	18	EXTERIOR FRAMES	18	INTERIOR FRAMES	14	FLOOR ANCHORS	16	WALL ANCHORS	14	STRIKE REINFORCEMENT	3/16"	HINGE REINFORCEMENT	12	MORTISED CLOSER AND HOLDER REINFORCEMENT	12	SURFACE HARDWARE REINFORCEMENT	GLAZING NOTES <div style="display: flex; justify-content: space-between;"> <div style="text-align: left;"> <p>(N) NEAR SIDE OR OPP. DOOR SIDE</p> </div> <div style="text-align: center;">  </div> <div style="text-align: right;"> <p>(F) FAR SIDE OR DOOR SIDE</p> </div> </div>
GA.	ITEM																							
18	EXTERIOR FRAMES																							
18	INTERIOR FRAMES																							
14	FLOOR ANCHORS																							
16	WALL ANCHORS																							
14	STRIKE REINFORCEMENT																							
3/16"	HINGE REINFORCEMENT																							
12	MORTISED CLOSER AND HOLDER REINFORCEMENT																							
12	SURFACE HARDWARE REINFORCEMENT																							
9  FLOOR ANCHOR	10  SLIP MULLION OVER CLIP  MULLION ANCHOR	WA  MASONRY ANCHOR			CONSTRUCTION PROVIDE MORTAR GUARDS AT ALL HARDWARE MORTISES PROVIDE BOTTOM SPREADERS AS REQUIRED WELD ALL JOINTS FULL LENGTH AND REFINISH SMOOTH FRAMES TO BE MARKED WITH ARCH. MARKS FOR IDENTIFICATION UL FRAME TAGS (MAX. RATING) SF - STANDARD THREE SIDED FRAME. 3 HRS WP - FRAME WITH WOOD TRANSOM. 1 1/2 HRS MP - FRAME WITH METAL TRANSOM. 1 1/2 HRS TL - FRAME WITH GLASS TRANSOM. 3/4 HRS DE - DOUBLE EGRESS FRAME. 3 HRS KD - STANDARD THREE SIDED KNOCK DOWN FRAME. 1 1/2 HRS SL - FRAME WITH SIDE LIGHT. 3/4 HRS SP - FRAME WITH SIDE PANEL. 1 1/2 HRS STL - FRAME WITH SIDE AND TRANSOM LIGHTS. 3/4 HRS STP - FRAME WITH SIDE AND TRANSOM PANELS. 1 1/2 HRS 60 - 60 MINUTE RATING: FIRELITE GLASS REQUIRED WU - WINDOW UNIT. 3/4 HRS 20 - 20 MINUTE FIRE RATING LC - UL CONSTRUCTION - NO UL TAG. FRAME DOES NOT COMPLY WITH UL CONSTR. OR DESIGN REQUIREMENTS																			
RM  REMOVABLE MULLION	N  NOTCH THROAT IN MULLION	SPECIAL				GAP DESIGNATIONS <table style="width:100%;"> <tr> <td>1 = 1/8"</td> <td>11 = 1 1/8"</td> </tr> <tr> <td>2 = 1/4"</td> <td>12 = 1 1/4"</td> </tr> <tr> <td>3 = 3/8"</td> <td>13 = 1 3/8"</td> </tr> <tr> <td>4 = 1/2"</td> <td>14 = 1 1/2"</td> </tr> <tr> <td>5 = 5/8"</td> <td>15 = 1 5/8"</td> </tr> <tr> <td>6 = 3/4"</td> <td>16 = 1 3/4"</td> </tr> <tr> <td>7 = 7/8"</td> <td>17 = 1 7/8"</td> </tr> <tr> <td>10 = 1"</td> <td>20 = 2"</td> </tr> </table>	1 = 1/8"	11 = 1 1/8"	2 = 1/4"	12 = 1 1/4"	3 = 3/8"	13 = 1 3/8"	4 = 1/2"	14 = 1 1/2"	5 = 5/8"	15 = 1 5/8"	6 = 3/4"	16 = 1 3/4"	7 = 7/8"	17 = 1 7/8"	10 = 1"	20 = 2"		
1 = 1/8"	11 = 1 1/8"																							
2 = 1/4"	12 = 1 1/4"																							
3 = 3/8"	13 = 1 3/8"																							
4 = 1/2"	14 = 1 1/2"																							
5 = 5/8"	15 = 1 5/8"																							
6 = 3/4"	16 = 1 3/4"																							
7 = 7/8"	17 = 1 7/8"																							
10 = 1"	20 = 2"																							
SS  SANITARY STOP					SAMPLE:  APPLIED STOP * FAR SIDE OR DOOR SIDE * 3/8" GAP GLAZING MAT + CLEARANCE																			
						PANEL NOTES 1. 1 3/4" METAL PANEL NEAR SIDE. (N) 2. 1 3/4" METAL PANEL FAR SIDE. (F) 3. UL RATED PANEL NEAR SIDE. (N) 4. UL RATED PANEL FAR SIDE. (F) 5. 1 3/4" WOOD PANEL NEAR SIDE. (N) 6. 1 3/4" WOOD PANEL FAR SIDE. (F)																		
					MATERIAL TYPE 1. COLD ROLLED 2. ELECT. GALV. ASTM A591 3. GALVANIZED A40 4. STAINLESS STEEL																			