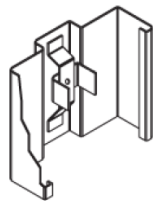
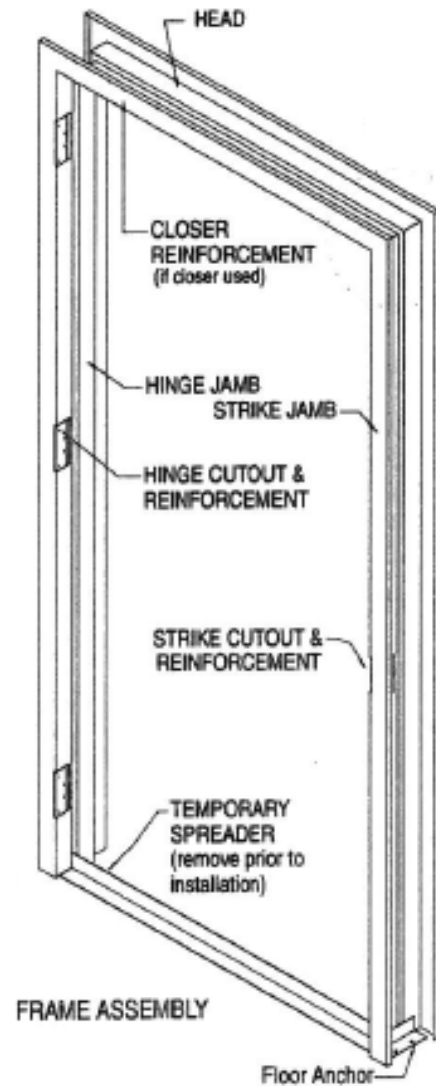


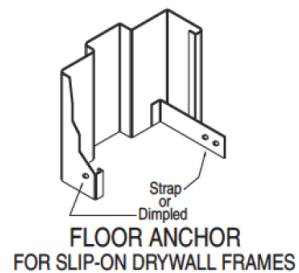
DF Series Drywall Hollow Metal Frame

Features

- 16 or 14 gauge steel
- Three sided door frames, borrowed lites, side lites, or transom frames
- Double rabbet (Equal or unequal), single rabbet, or cased open
- A40 or A60 galvanized
- Painted with rust inhibiting primer
- Up to 3 hour embossed UL fire label
 - Metal printed label (opt)
- Hardware reinforcements:
 - 7 gauge hinge reinforcement
 - 12 gauge closer reinforcement
 - 12 gauge surface hardware reinforcement
- Build to all published hardware locations
- Use of compression anchors
- Rough Opening = nominal door width + 2" by nominal door height + 1"



COMPRESSION ANCHOR
FOR SLIP-ON DRYWALL FRAMES



Typical Frame Sections